

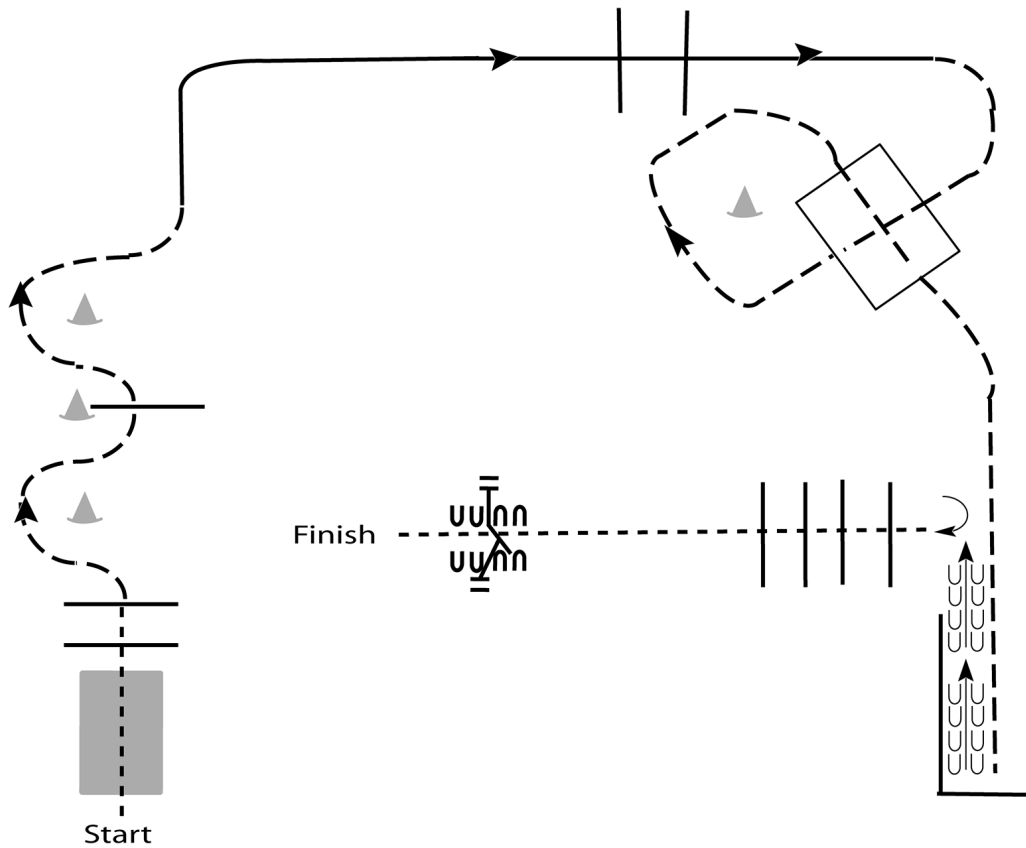
2014 SENIOR DIVISION

Trail

Show Date: Meet One

www.HorseShowPatterns.com

www.HorseShowPatterns.com



Be ready at start.

1. Walk over bridge and over poles.
2. Jog through serpentine and over pole.
3. Lope on the right lead over poles.
4. Jog through box and into chute.
5. Back out of chute.
6. Turn 90 degrees and walk over elevated poles.
7. Work gate with left hand.

Walk	-----
Jog	- - - - -
Extended Jog	— — — — —
Lope	=====
Leg Yield	
Lead Change	— / —
Back	← ← ← ← ←
Marker	(B)
Sidepass	← — — — — →

[T/1-6]

Pattern Provided by:

MIHA

2014 SENIOR DIVISION

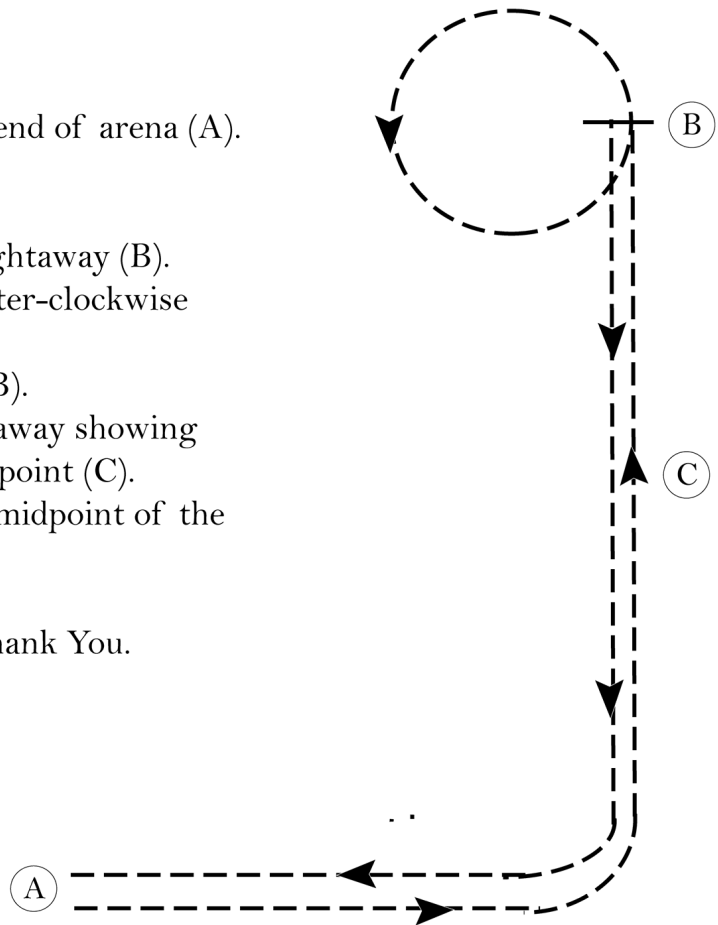
Saddle Seat Bare Back

Show Date: Meet One

Begin at the mid-point of the in gate end of arena (A).

1. Trot along the rail to the right.
2. Briefly stop at the end of the straightaway (B).
3. Trot a circle at the curve in a counter-clockwise direction.
4. Close the circle, then stop briefly (B).
5. Reverse and trot down the straghtaway showing one change of diagonal at the mid point (C).
6. Continue around the curve to the midpoint of the turn (A).

The workout has been completed - Thank You.



Walk	-----
Trot	- - - - -
Extended Trot	=====
Canter	-----
Lead Change	
Back	
Reference Point	(B)

[SSE/1]

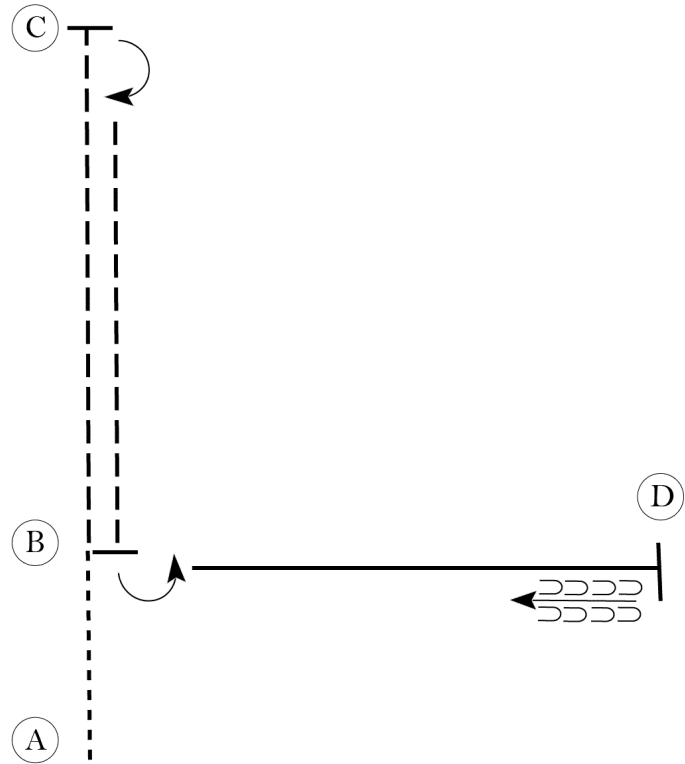
Pattern Provided by:

MIHA

2014 SENIOR DIVISION

Saddle Seat Equitation

Show Date: Meet One



Be ready at A.

1. Walk A to B.
2. At B, posting trot on the left diagonal to C.
3. *At C, stop and reverse to the right*
4. Posting trot on the right diagonal to B.
5. *At B, stop and reverse to the left*
6. Canter on the right lead to D.
7. At D stop and back four steps.

Walk	-----
Trot	- - - - -
Extended Trot	— — — —
Canter	— — — —
Leg Yield	
Lead Change	— — — —
Back	← ← ← ←
Marker	ⓑ
Sidepass	← — — — →
Hand Gallop	— — — —

[SSE/20]

Pattern Provided by:

MIHA

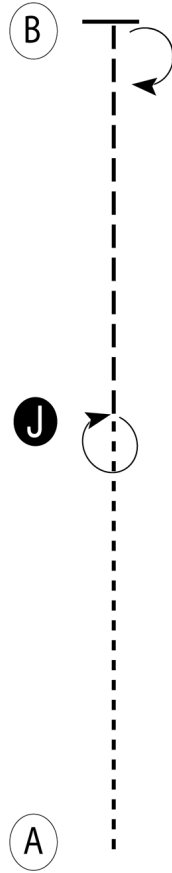
2014 SENIOR DIVISION

Saddle Seat Fit and Show

Show Date: Meet One

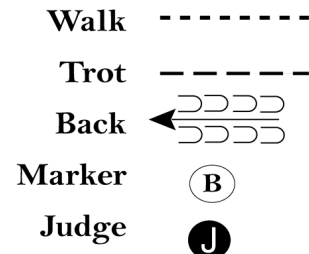
www.HorseShowPatterns.com

www.HorseShowPatterns.com



1. Be ready at A.
2. Walk to the Judge.
3. Perform a 360 degree turn and stop and set up for inspection.
4. When dismissed, trot to B.
5. Stop and perform a 180 degree turn.

Follow the instructions of your ring steward.



[S/1-19]

Pattern Provided by:

MIHA

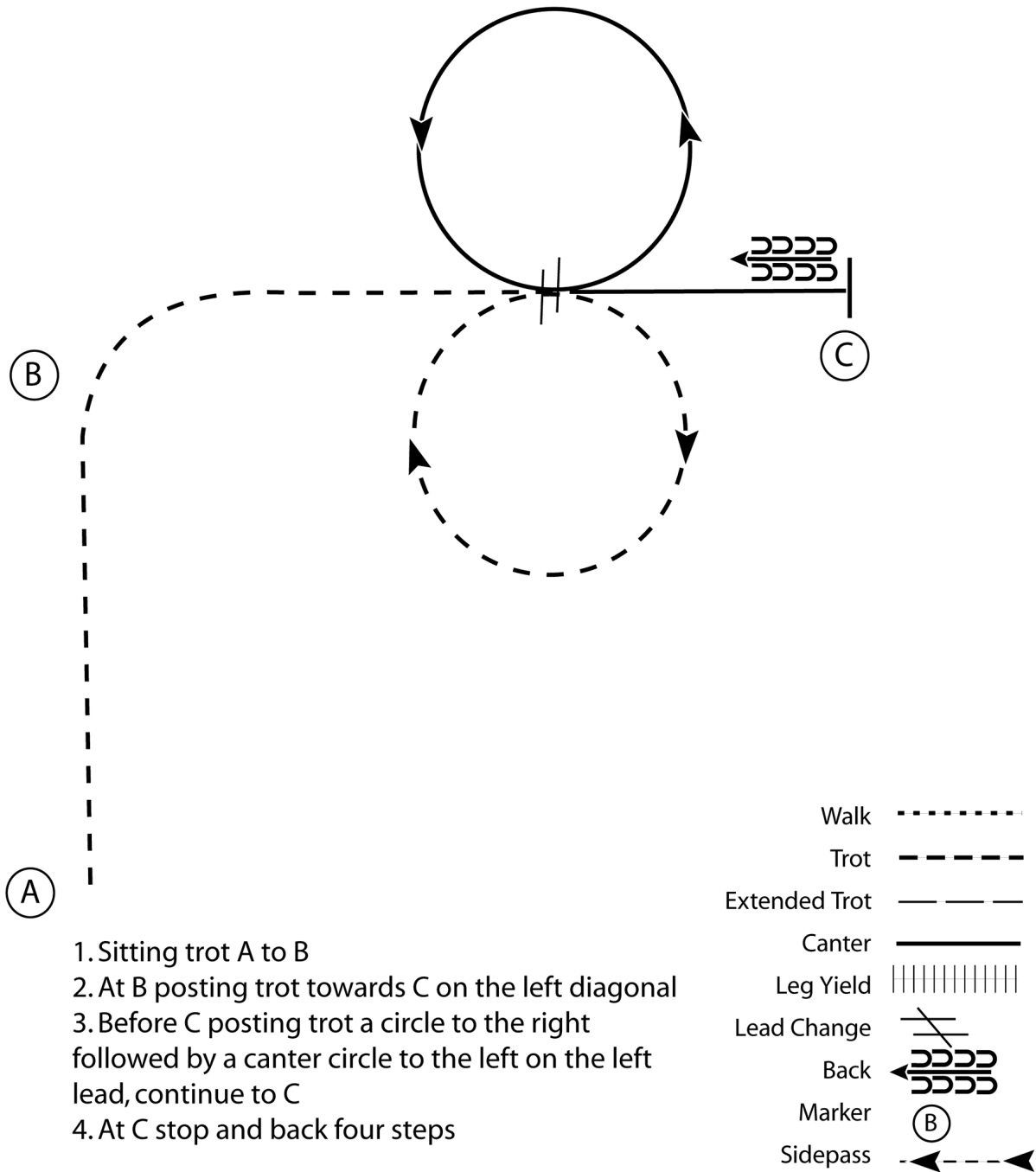
2014 SENIOR DIVISION

Hunt Seat Bare Back

Show Date: Meet One

www.HorseShowPatterns.com

www.HorseShowPatterns.com



[HSE/1-10]

Pattern Provided by:

MIHA

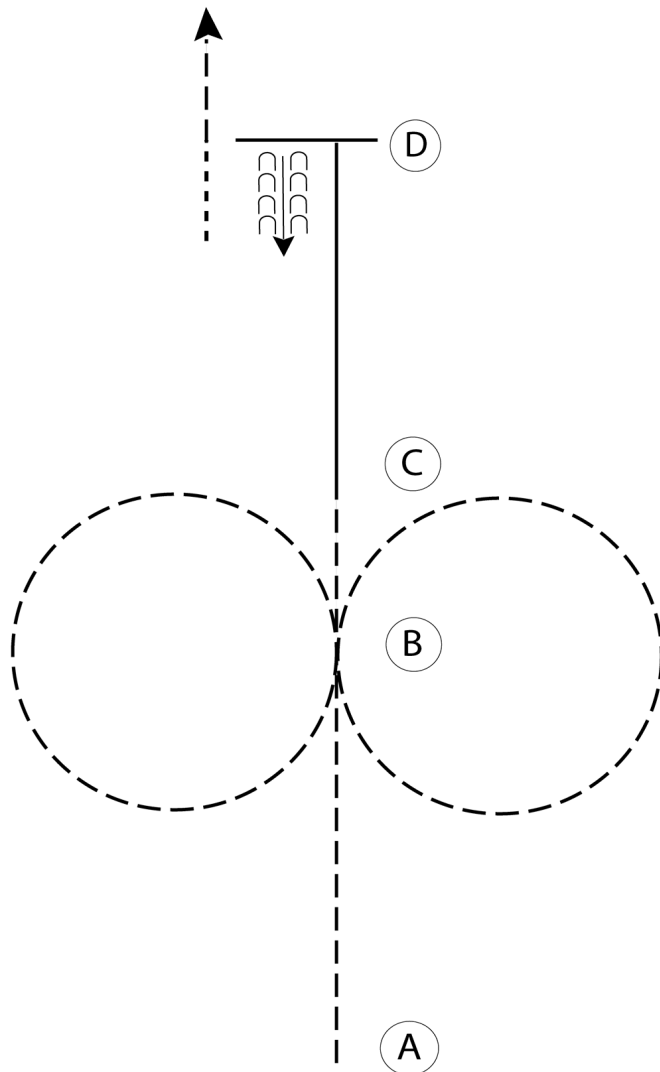
2014 SENIOR DIVISION

Hunt Seat Equitation

Show Date: Meet One

www.HorseShowPatterns.com

www.HorseShowPatterns.com



1. Sitting trot from A to B
2. Perform a figure eight at the posting trot starting to the right
3. Continue posting trot to C
4. Canter right lead to D
5. At D stop and back five steps
6. Walk five steps and trot to the line

Walk	-----
Trot	- - - - -
Extended Trot	— — — — —
Canter	— — — — —
Leg Yield	
Lead Change	— — — — —
Back	← ← ← ← ←
Marker	(B)
Sidepass	← — — — — →
Hand Gallop	— — — — —

[HSE/1-5]

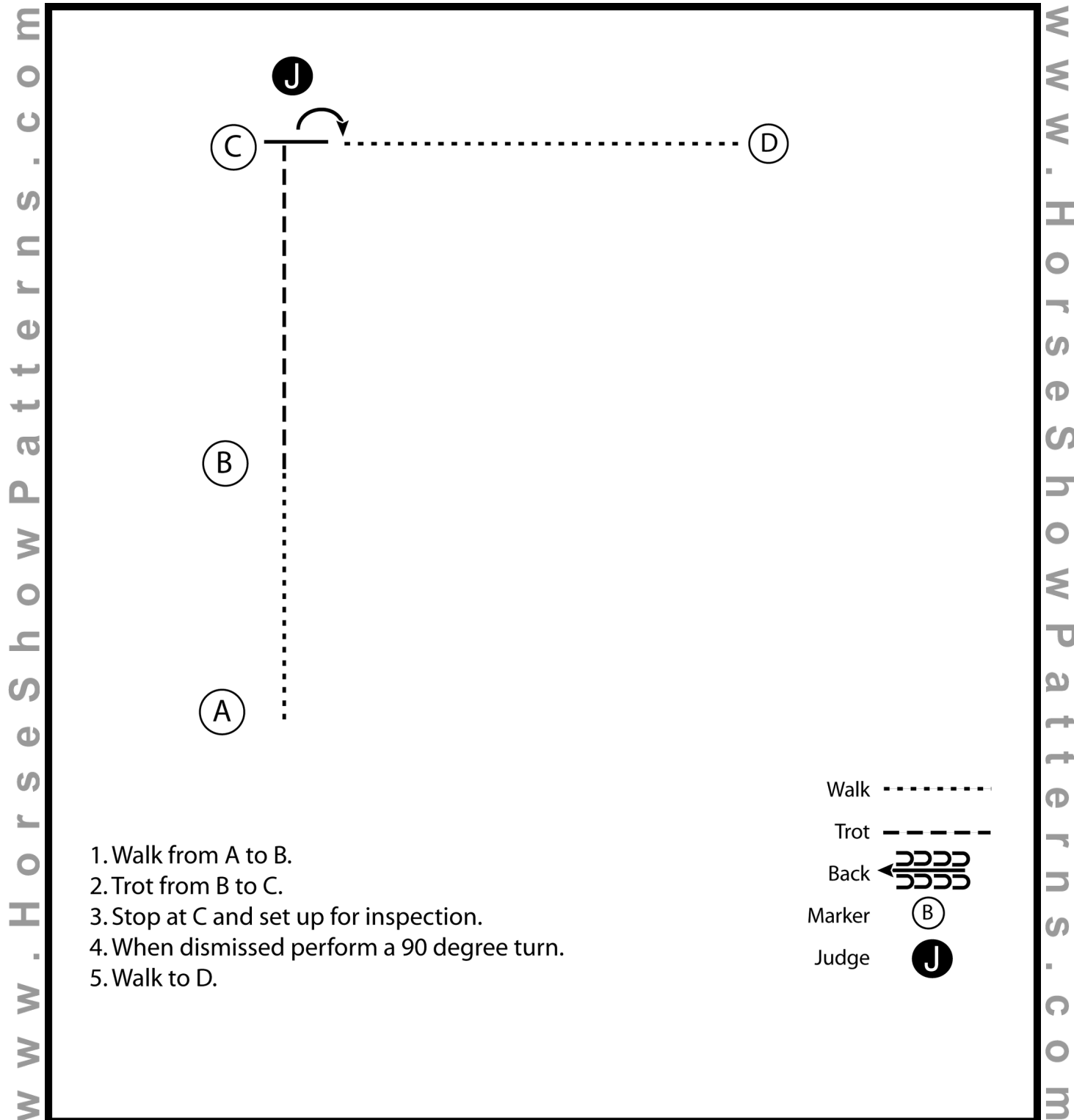
Pattern Provided by:

MIHA

2014 SENIOR DIVISION

Hunt Seat Fit and Show

Show Date: Meet One



[S/1-4]

Pattern Provided by:

MIHA

www.HorseShowPatterns.com

www.HorseShowPatterns.com

www.HorseShowPatterns.com

-
6. At B lope on the left
the left around D.
7. Continue the lope to
8. Stop at E.

[illegible]~~_____~~

ככב

©

—

Pattern Provided by:

©2014 HorseShowPatterns.com. All Rights Reserved.

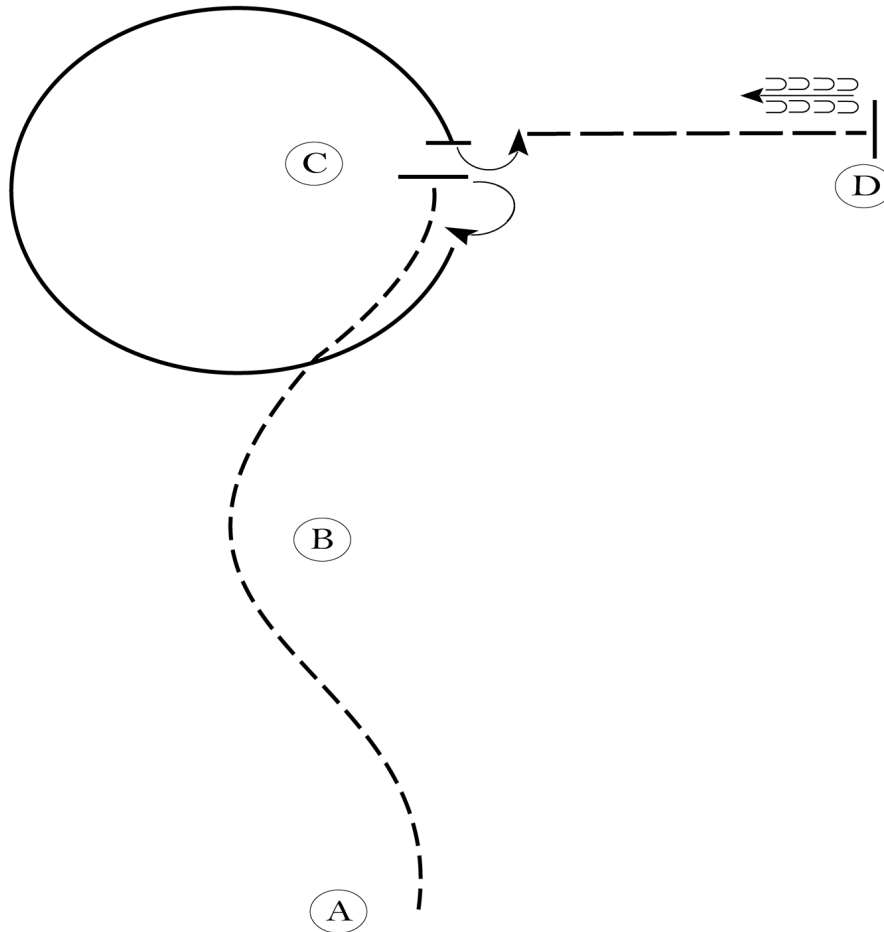
2014 SENIOR DIVISION

Western Horsemanship

Show Date: Meet One

www.HorseShowPatterns.com

www.HorseShowPatterns.com



1. Jog A to C.
2. Stop at C and perform a 180 degree turn to the right
3. Lope a circle around C on the right lead.
4. Stop at C and perform a 90 degree turn to the left.
5. Extended jog to D.
6. Stop at D and back approximately one horse length.

Follow the instructions of your ring steward.

Walk	-----
Jog	- - - - -
Extended Jog	- - - - -
Lope	- - - - -
Lead Change	
Back	
Marker	(B)

[WH/1-1]

Pattern Provided by:

MIHA

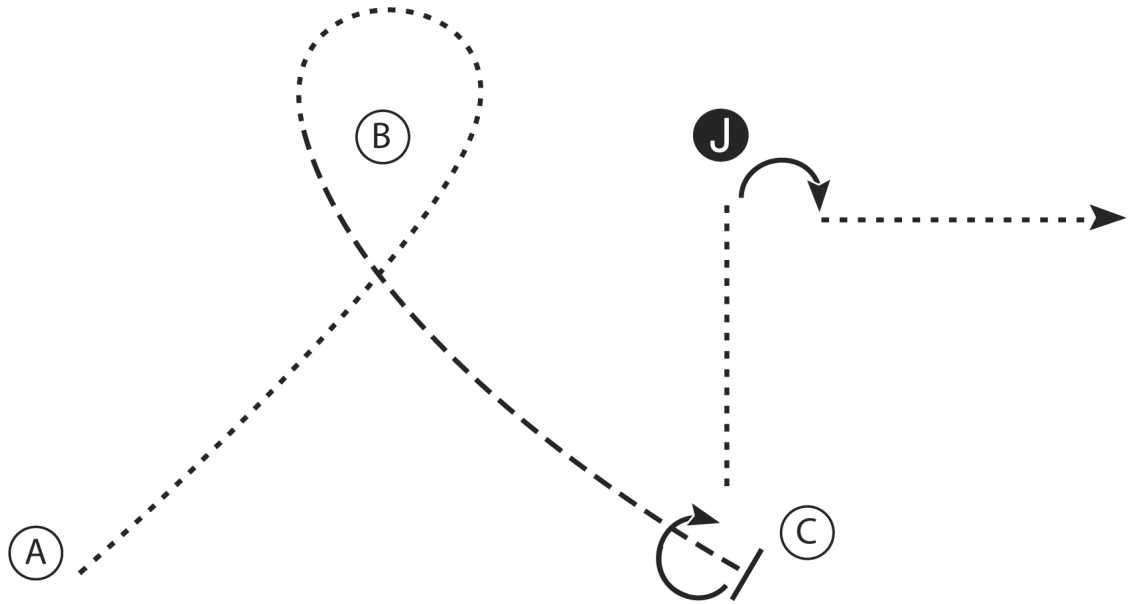
2014 SENIOR DIVISION

Western Fit and Show

Show Date: Meet One

www.HorseShowPatterns.com

www.HorseShowPatterns.com



1. Walk A to and around B
2. At B trot to C
3. Stop at C and perform a 225 degree turn
4. Walk to the judge and set up for inspection
5. When dismissed perform a 90 degree turn and walk straight away from the judge

Walk
Trot - - - - -
Back ← 333333
Marker (B)
Judge (J)

[S/1-1]

Pattern Provided by:

MIHA